

## Area Lighting

### Bostonian Series - PB1



Premium with  
Fleur-de-lis  
Finial

Deluxe  
with Spear  
Finial

Standard  
with Spear  
Finial

#### Caps:

Decorative spun aluminum cap with black powdercoat finish.

#### Finial:

Finials have spun aluminum base with cast aluminum Fleur-de-lis or Spear.

#### Lens:

LexaLite Lindy prismatic acrylic globes, Type III or Type V, with 203mm neck.

#### Decorative Bands:

Stamped and formed heavy duty aluminum clamp bands with black powdercoat finish. Available as Standard clamp band, Deluxe clamp band with decorative band, or Premium clamp band with decorative band with four decorative supports. Black powdercoat finish. Includes black oxide mounting hardware.

#### Housing:

PFCN10 sand cast aluminum housing, stamped steel plate, ballast, capacitor, & ignitor brackets, black powdercoat finish. Includes mounting hardware.

#### Socket:

Porcelain 4KV pulse rated medium (MD) or 5KV pulse rated mogul (MG) base socket with nickel plated screw shell.

#### Mounting:

Accommodates 76mm poles or tenons

#### Wattage:

High Pressure Sodium: 50 to 150w

Metal Halide: 70 to 100w

Pulse Start: 150w

#### Listing & Ratings:

CSA: Listed for wet locations

Other wattages & custom colors available upon request.

Model	Gross EPA	Drag EPA	Net EPA
PB1 Models w/ Fitter	2.37	1.19	1.54
PADAB Dual Arm	1.42	0.71	0.92

**Gross EPA** - Square Feet of Vertical Plane Surface

**Drag EPA** - Gross EPA Adjusted for Drag Factor (.5)

**NET EPA** - Drag EPA x Safety Factor of 1.3

**EPA's ARE APPROXIMATE, SPECIFIC TO LOCATION AND LOCAL CODES. CONSULT ENGINEER FOR SPECIFIC APPLICATION**

#### Unwired Units

Catalog #	Description
PB10#*B	Bostonian Globe, 203mm neck, no Fitter
PB10#*10B	Bostonian Globe, 203mm neck, with Fitter

#### Complete Units (Lamp Included)

Catalog #	Wattage	Voltage	Lamp	Ballast
PB10#*H70R120MDLB	70	120	HPS	R-NPF
PB10#*H100R120MDLB	100	120	HPS	R-NPF
PB10#*H150R120MDLB	150	120	HPS	R-NPF
PB10#*H50DMDLB	50	120/277	HPS	HX-HPF
PB10#*H50DMGLB	50	120/277	HPS	HX-HPF
PB10#*H70QMDLB	70	Quad	HPS	HX-HPF
PB10#*H70QMGLB	70	Quad	HPS	HX-HPF
PB10#*H100QMDLB	100	Quad	HPS	HX-HPF
PB10#*H100QMGLB	100	Quad	HPS	HX-HPF
PB10#*H150QMDLB	150	Quad	HPS	HX-HPF
PB10#*H150QMGLB	150	Quad	HPS	HX-HPF
PB10#*M70QMDLB	70	Quad	MH	HX-HPF
PB10#*M70QMGLB	70	Quad	MH	HX-HPF
PB10#*M100QMDLB	100	Quad	MH	HX-HPF
PB10#*M100QMGLB	100	Quad	MH	HX-HPF
PB10#*P150QMDLB	150	Quad	PS	HX-HPF
PB10#*P150QMGLB	150	Quad	PS	HX-HPF

Specify Style: S=Standard, D=Deluxe, P=Premium

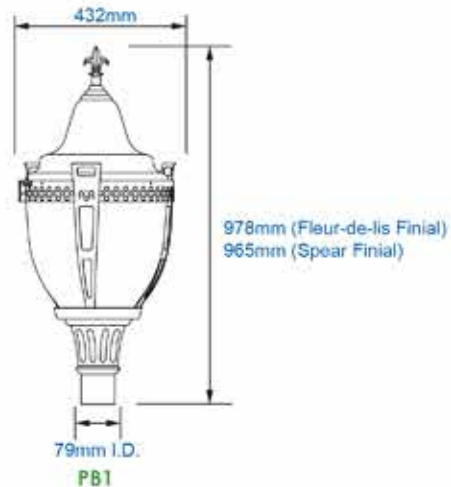
Specify Globe: 3=Type III, 5=Type V

Specify Finial: F=Fleur-de-lis, S=Spear



**ARRA  
Compliant**

Manufactured in the USA —  
Sold through our USA Factories.



**DIMENSIONS**

**AL-57**

## Area Lighting

### Bostonian Series - PB2



Premium with  
Fleur-de-lis  
Finial

Deluxe  
with Spear  
Finial

Standard with  
Fleur-de-lis  
Finial

#### Caps:

Decorative spun aluminum cap with black powdercoat finish.

#### Finial:

Finials have spun aluminum base with cast aluminum Fleur-de-lis or Spear.

#### Lens:

LexaLife Lindy prismatic acrylic globes, Type III or Type V, with 228mm neck.

#### Decorative Bands:

Stamped and formed heavy duty aluminum clamp bands with black powdercoat finish. Available as Standard clamp band, Deluxe clamp band with decorative band, or Premium clamp band with decorative band with three decorative supports. Black powdercoat finish. Includes black oxide mounting hardware.

#### Housing:

PFCN50 sand cast aluminum housing, stamped steel plate, ballast, capacitor, & ignitor brackets, black powdercoat finish. Includes mounting hardware.

#### Socket:

5KV pulse rated mogul (MG) base socket with nickel plated screw shell.

#### Mounting:

Accommodates 76mm poles or tenons

#### Wattage:

High Pressure Sodium: 150 to 250w

Pulse Start: 150 to 250w

#### Listing & Ratings:

CSA: Listed for wet locations

Other wattages & custom colors available upon request.

Model	Gross EPA	Drag EPA	Net EPA
PB2 Models w/ Fitter	2.44	1.22	1.59
PADAB Dual Arm	1.42	0.71	0.92

Gross EPA - Square Feet of Vertical Plane Surface

Drag EPA - Gross EPA Adjusted for Drag Factor (.5)

NET EPA - Drag EPA x Safety Factor of 1.3

**EPA's ARE APPROXIMATE, SPECIFIC TO LOCATION AND LOCAL CODES. CONSULT ENGINEER FOR SPECIFIC APPLICATION**

#### Unwired Units

Catalog #	Description
PB20#*B	Bostonian Globe, 229mm neck, no Filter
PB20#*50B	Bostonian Globe, 229mm neck, with Filter

#### Complete Units (Lamp Included)

Catalog #	Wattage	Voltage	Lamp	Ballast
PB20#*H150QMGLB	150	Quad	HPS	HX-HPF
PB20#*H250QMGLB	250	Quad	HPS	CWA
PB20#*P150QMGLB	150	Quad	PS	HX-HPF
PB20#*P250QMGLB	250	Quad	PS	CWA

Specify Style: S=Standard, D=Deluxe, P=Premium

Specify Globe: 3=Type III, 5=Type V

Specify Finial: F=Fleur-De-Lis, S=Spear

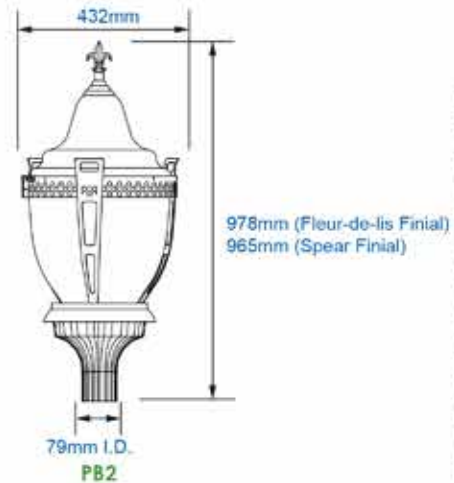


**ARRA  
Compliant**

Manufactured in the USA —  
Sold through our USA Factories.



Also Available in Induction.



**DIMENSIONS**

**AL-59**



## Area Lighting

### Victorian Series



Premium with  
Fleur-de-lis  
Finial



Standard  
with Spear  
Finial

#### Caps:

Decorative spun aluminum cap with black powdercoat finish.

#### Finial:

Finials have spun aluminum base with cast aluminum Fleur-de-lis or Spear.

#### Lens:

Blow-molded textured acrylic globe with 203mm neck.

#### Decorative Band:

Stamped and formed heavy duty aluminum band with four decorative supports. Black powdercoat finish. Includes black oxide mounting hardware.

#### Housing:

PFCN10 sand cast aluminum housing, stamped steel plate, ballast, capacitor, & ignitor brackets, black powdercoat finish. Includes mounting hardware.

#### Socket:

Porcelain 4KV pulse rated medium (MD) or 5KV pulse rated mogul (MG) base socket with nickel plated screw shell

#### Mounting:

Accommodates 76mm poles or tenons

#### Wattage:

High Pressure Sodium: 50 to 150w

Metal Halide: 70 to 100w

Pulse Start: 150w

#### Listing & Ratings:

CSA: Listed for wet locations

Other wattages & custom colors available upon request.

Model	Gross EPA	Drag EPA	Net EPA
PV1 Models w/ Fitter	2.37	1.19	1.54
PADAB Dual Arm	1.42	0.71	0.92

Gross EPA - Square Feet of Vertical Plane Surface  
 Drag EPA - Gross EPA Adjusted for Drag Factor (.5)  
 NET EPA - Drag EPA x Safety Factor of 1.3

**EPA's ARE APPROXIMATE, SPECIFIC TO LOCATION AND LOCAL CODES. CONSULT ENGINEER FOR SPECIFIC APPLICATION**

#### Unwired Units

Catalog #	Description
PV1Δ*B	Victorian Globe, 203mm neck, no Filter
PV1Δ*10B	Victorian Globe, 203mm neck, with Filter

#### Complete Units (Lamp Included)

Catalog #	Wattage	Voltage	Lamp	Ballast
PV1Δ*H70R120MDLB	70	120	HPS	R-NPF
PV1Δ*H100R120MDLB	100	120	HPS	R-NPF
PV1Δ*H150R120MDLB	150	120	HPS	R-NPF
PV1Δ*H50DMDLB	50	120/277	HPS	HX-HPF
PV1Δ*H50DMGLB	50	120/277	HPS	HX-HPF
PV1Δ*H70QMDLB	70	Quad	HPS	HX-HPF
PV1Δ*H70QMGLB	70	Quad	HPS	HX-HPF
PV1Δ*H100QMDLB	100	Quad	HPS	HX-HPF
PV1Δ*H100QMGLB	100	Quad	HPS	HX-HPF
PV1Δ*H150QMDLB	150	Quad	HPS	HX-HPF
PV1Δ*H150QMGLB	150	Quad	HPS	HX-HPF
PV1Δ*M70QMDLB	70	Quad	MH	HX-HPF
PV1Δ*M70QMGLB	70	Quad	MH	HX-HPF
PV1Δ*M100QMDLB	100	Quad	MH	HX-HPF
PV1Δ*M100QMGLB	100	Quad	MH	HX-HPF
PV1Δ*P150QMDLB	150	Quad	PS	HX-HPF
PV1Δ*P150QMGLB	150	Quad	PS	HX-HPF

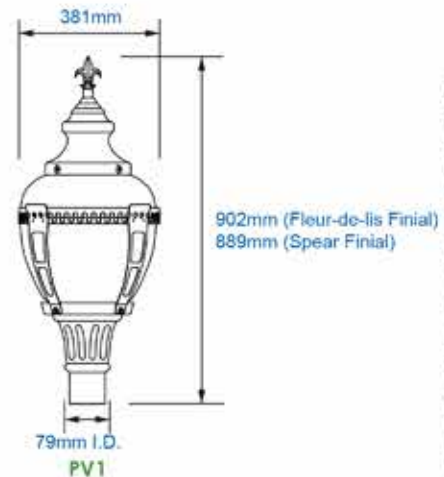
ΔSpecify Style: S = Standard Victorian, P=Premium Victorian

\*Specify Finial: F=Fleur-De-Lis, S=Spear



**ARRA  
Compliant**

Manufactured in the USA —  
Sold through our USA Factories.



**DIMENSIONS**

**AL-61**