









Catalog Number:	
Project:	
Comments:	
Prepared By:	Date:

Description

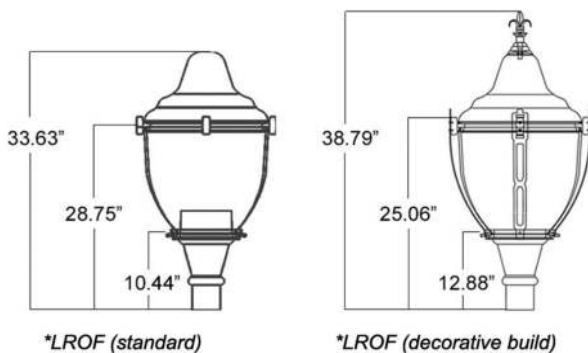
The LROF post-top fixture utilizes our patented thermal integrated trim ring for maximize heat dissipation. Available in multiple wattage and distribution versions, this fixture is able to replace existing 175W-250W HID's one-for-one. Each model delivers superior lumen output to illuminate your next downtown lighting project.

Performance Data

Model	Watts	Equiv	Lumens	Efficacy
LROF-1 (Type III) 	27W	175W HID	2,370 Lm	88 LPW
LROF-2 (Type V) 	54W	175W HID	4,692 Lm	86 LPW
LROF-3 (Type III) 	58W	250W HID	4,574 Lm	80 LPW
LROF-4 (Type V) 	84W	250W HID	6,809 Lm	81 LPW
LROF-5 (Type III) 	88W	250W HID	6,240 Lm	71 LPW
LROF-6 (Type V) 	113W	250W HID	8,426 Lm	74 LPW

Dimensions & Weights

Model	Width	Height	Depth	Weight
LROF	15.9"	25.06"	15.9"	22 lbs.



Technical Specifications

Input Voltage: 120-277V or 347-480V

Light Distribution: LEDs are mounted to the inside of the fixture trim ring which serves as a heat sink to ensure optimal heat dissipation. This type of mounting allows for both Type 5 (standard) and Type 3 light distribution patterns to be offered.

Globe: Our two-piece acrylic or polycarbonate lens post top features precise prisms achievable only through injection molding. The prisms provide pleasing daytime "prismatic sparkle" and provide excellent uniformity, light distribution and efficiency for nighttime performance.

There are also two options for limiting uplight that is emitted from the fixture. The perforated light lid is a polished reflector above the LEDs that limits uplight to approximately 30% in the upper globe. The cutoff light lid is a solid polished reflector that virtually eliminates light to the upper globe.

Fitter/ Base: Fitter options are compatible with 8" or 9" globe neck sizes and are designed to slip fit 3" or 4" OD poles. *Fitter capabilities differ depending on the model selected.

Decorative Struts: Decorative struts require the use of a fitter/ base option.

Effective Projected Area (EPA): 1.40 ft²

Color Temperature: 2700K WW, 4000K NW (standard), 5700K CW. All LED's are rated for a minimum of 100,000 hours of continuous operation at ambient temperatures from -40°F/-40°C to 95°F/35°C.

Color Rendering Index (CRI): Minimum of 70 or higher.

Dimming: 0-10V standard dimming capability.

Surge Protection: A 20kA surge suppressor is included and complies with IEEE/ANSI C62.41.2 guidelines for "C High." Surge location rated Category C3.

Lumecon ETD System: The enhanced thermal dissipation system engines are thermally bonded to provide maximum thermal dissipation to the exterior of the fixture to ensure long life. To protect the light engine panel from moisture and corrosion, the LED light engine panel is uniformly coated with a UV stabilized acrylic polymer resin that meets MIL and ASTM dielectric standards, UL, and IPC standards for flammability, moisture resistance and thermal shock.

Certification Data: ETL Listed to UL 1598, UL 8750 and CSA 22.2 No. 250 for Wet Locations. *Full compliance and test documentation is available for TM-21, LM-79, LM-80, ETL Listing to UL 1598 and UL 8750, Lighting Facts and DLC. Not all versions of this product may be DLC qualified. For a complete list of Lumecon DLC Qualified Products visit: www.designlights.org.

Manufacturing Origin: US Manufactured and Assembled.

Buy American: Meets Buy American requirements within the ARRA.

Warranty: 10 Year L70 performance based warranty. For full warranty terms, please visit our website: www.lumecon.com



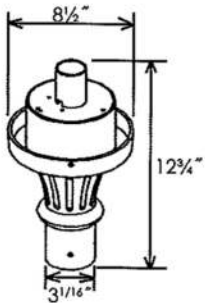
Ordering Information

LROF Options / Ordering Example: LROF-1-1-NW-A-CL-8-X-X-X-B-X-X-X

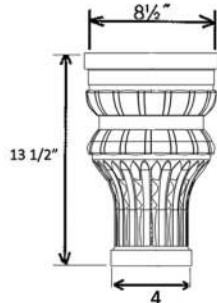
WATTAGE / DISTRIBUTION TYPE	VOLTAGE	COLOR TEMPERATURE	GLOBE MATERIAL	TOP GLOBE COLOR	GLOBE NECK SIZE
1 - 27W / Type III	1 - 120v - 277v	NW - Neutral	A - Acrylic	CL - Clear	8 - 8" Neck
2 - 54W / Type V	2 - 347v - 480v	CW - Cool	P - Polycarbonate*	B - Black	9 - 9" Neck
3 - 58W / Type III		WW - Warm		CC - Custom Color*	
4 - 84W / Type V			*Polycarbonate option only available on bottom globe portion. Acrylic globe top standard.	*Includes cutoff shield	
5 - 88W / Type III					
6 - 113W / Type V					

DECORATIVE STRUTS	FITTER / BASE	FINIAL	PAINT COLOR	PHOTOCELL	SHIELD	UPLIGHT LID
X - None	X - None	X - None	B - Black	X - None	X - None	X - None
DS - Decorative Struts	1 - 8" Fitter for 3" OD Pole	S - Spike	CC - Custom Color*	PC1 - 120v PC	H - House Shield	L - Perforated
*Requires a fitter/base	2 - 8" Fitter for 4" OD Pole	L - Fleur-De-Lis	*Will need RAL number	PC2 - 277v PC		C - Cut-Off*
	3 - 9" Fitter for 3" OD Pole			PC3 - 347v PC		*Included on custom color top globe color orders
				PC4 - 480v PC		
				*Requires a fitter/base		

Options & Accessories



Option 1 Fitter / Holder Base
Accepts 8" neck with 3" OD Pole



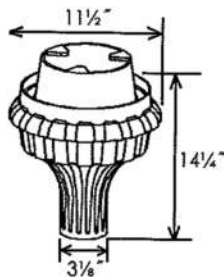
Option 2 Fitter / Holder Base
Accepts 8" neck with 4" OD Pole



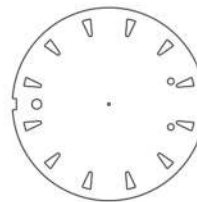
Spike Finial



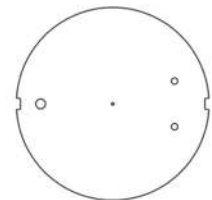
Fleur-De-Lis



Option 3 Fitter / Holder Base
Accepts 9" neck with 3" OD Pole



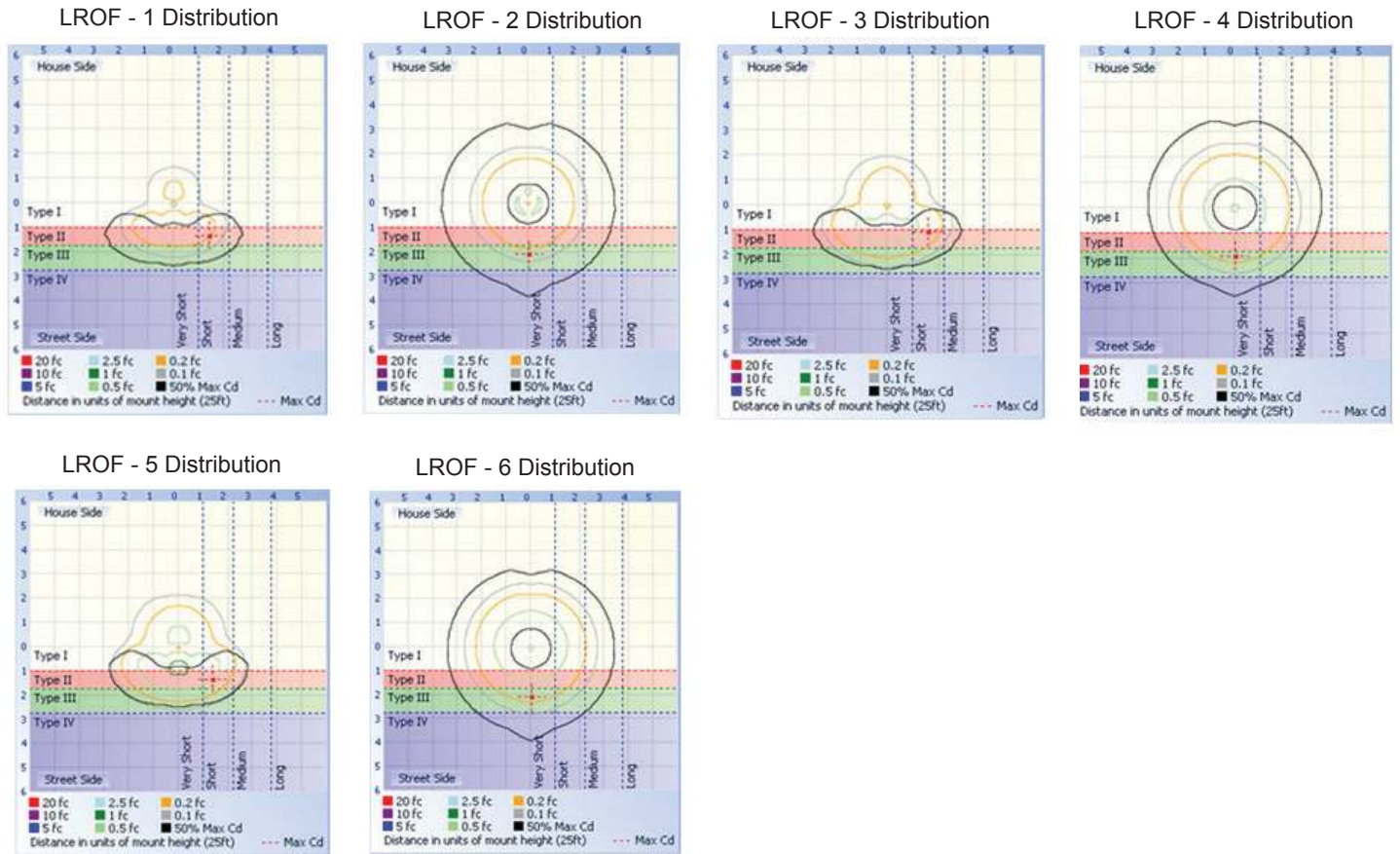
Perforated Lidelid



Cut-Off Lidelid

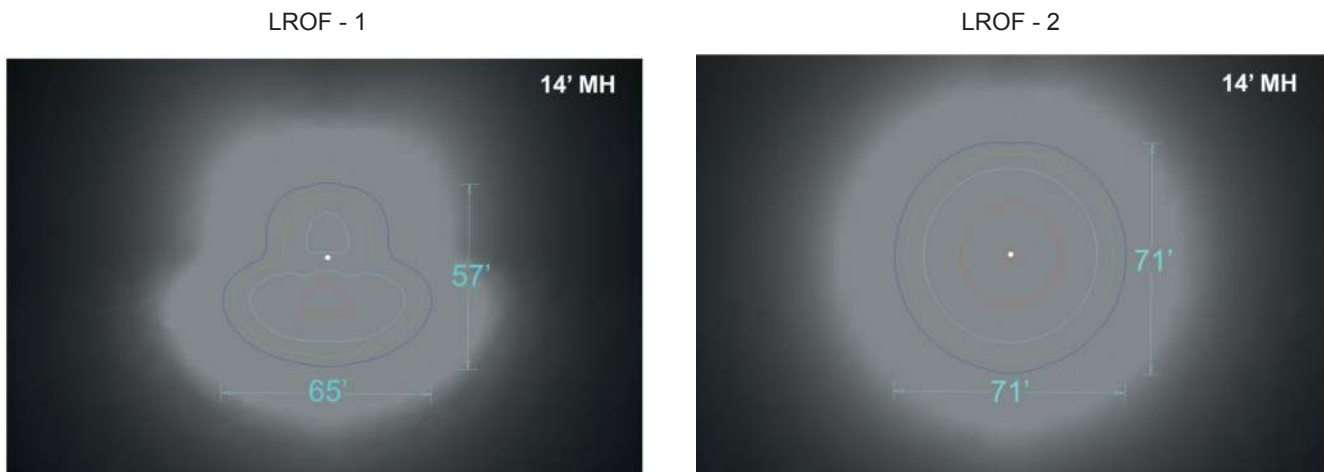
Photometric Data

*For .ies files of this product, please visit the downloads tabs on the LROF product page: <http://lumecon.com/products/lrof-ring-of-fire/>



Photometric Illustration

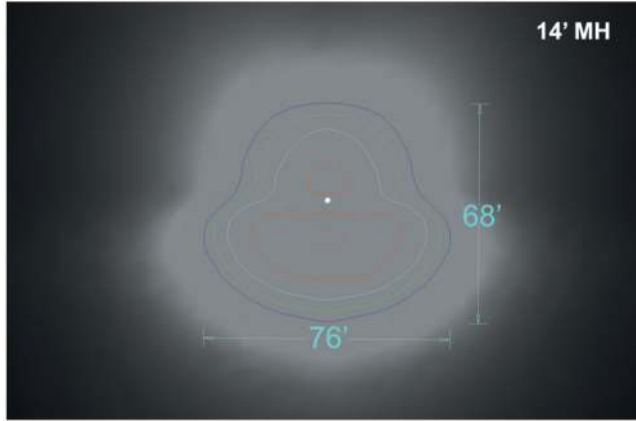
*For .ies files of this product, please visit the downloads tabs on the LROF product page: <http://lumecon.com/products/lrof-ring-of-fire/>



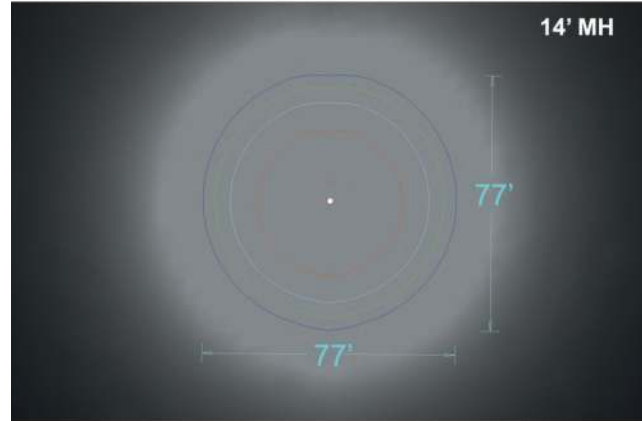
Photometric Illustration continued

*For .ies files of this product, please visit the downloads tabs on the LROF product page: <http://lumecon.com/products/lrof-ring-of-fire/>

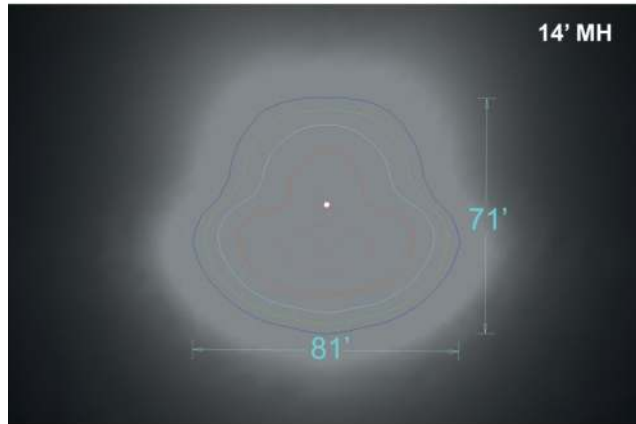
LROF - 3




LROF - 4



LROF - 5



LROF - 6



Performance Data

ELECTRICAL LOAD DATA

Fixture Model	Drive Current (mA)	System Watts (W)	AC Current Load (A)			
			120V	208V	240V	277V
LROF - 1	58	27.1	0.25	0.14	0.13	0.11
LROF - 2	59	54.4	0.50	0.25	0.25	0.22
LROF - 3	100	57.8	0.54	0.27	0.27	0.23
LROF - 4	88	84.5	0.78	0.39	0.39	0.34
LROF - 5	150	87.7	0.81	0.41	0.41	0.35
LROF - 6	117	113.6	1.05	0.53	0.53	0.46

Performance Data continued

LUMEN MAINTENANCE

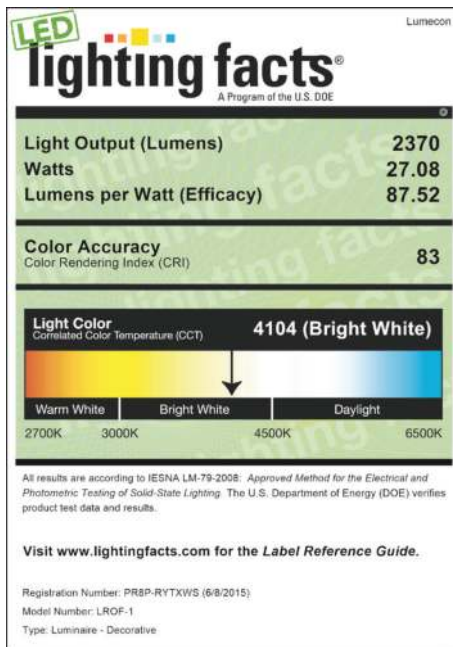
Data in the table below references projected performance in a 25°C ambient and is based on 10,000 hours of LED testing. Performance data has been tested per IESNA LM-80-08 and projected per IESNA TM-21-11.

Use the lumen maintenance factor that corresponds to the desired number of operating hours below to calculate LLF.

Lumen Maintenance Factors @ 25°C, by hours:

Fixture Model	0	25,000	50,000	70,000	100,000
LROF - 1	1.0	0.95	0.91	0.88	0.84
LROF - 2	1.0	0.96	0.93	0.90	0.86
LROF - 3	1.0	0.96	0.93	0.90	0.86
LROF - 4	1.0	0.95	0.91	0.88	0.84
LROF - 5	1.0	0.96	0.93	0.90	0.86
LROF - 6	1.0	0.95	0.91	0.88	0.84

Lighting Facts



LED lighting facts
A Program of the U.S. DOE

Light Output (Lumens) **2370**
Watts **27.08**
Lumens per Watt (Efficacy) **87.52**

Color Accuracy
Color Rendering Index (CRI) **83**

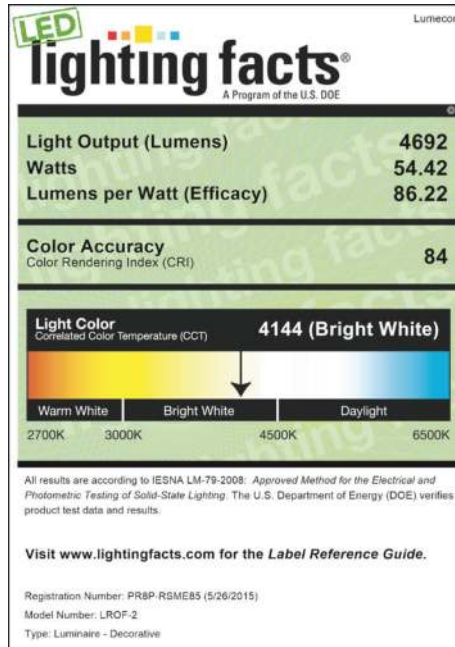
Light Color
Correlated Color Temperature (CCT) **4104 (Bright White)**

Warm White | Bright White | Daylight
2700K | 3000K | 4500K | 6500K

All results are according to IESNA LM-79-2008: Approved Method for the Electrical and Photometric Testing of Solid-State Lighting. The U.S. Department of Energy (DOE) verifies product test data and results.

Visit www.lightingfacts.com for the Label Reference Guide.

Registration Number: PRBP-RYTXWS (6/9/2015)
Model Number: LROF-1
Type: Luminaire - Decorative



LED lighting facts
A Program of the U.S. DOE

Light Output (Lumens) **4692**
Watts **54.42**
Lumens per Watt (Efficacy) **86.22**

Color Accuracy
Color Rendering Index (CRI) **84**

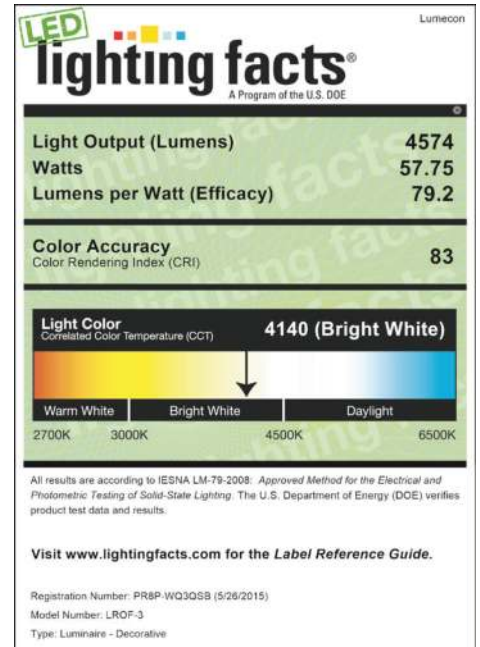
Light Color
Correlated Color Temperature (CCT) **4144 (Bright White)**

Warm White | Bright White | Daylight
2700K | 3000K | 4500K | 6500K

All results are according to IESNA LM-79-2008: Approved Method for the Electrical and Photometric Testing of Solid-State Lighting. The U.S. Department of Energy (DOE) verifies product test data and results.

Visit www.lightingfacts.com for the Label Reference Guide.

Registration Number: PRBP-RSME85 (5/26/2015)
Model Number: LROF-2
Type: Luminaire - Decorative



LED lighting facts
A Program of the U.S. DOE

Light Output (Lumens) **4574**
Watts **57.75**
Lumens per Watt (Efficacy) **79.2**

Color Accuracy
Color Rendering Index (CRI) **83**

Light Color
Correlated Color Temperature (CCT) **4140 (Bright White)**


Warm White | Bright White | Daylight
2700K | 3000K | 4500K | 6500K


All results are according to IESNA LM-79-2008: Approved Method for the Electrical and Photometric Testing of Solid-State Lighting. The U.S. Department of Energy (DOE) verifies product test data and results.


Visit www.lightingfacts.com for the Label Reference Guide.

Registration Number: PRBP-WQ3QSB (5/26/2015)
Model Number: LROF-3
Type: Luminaire - Decorative

Lighting Facts continued

LED lighting facts® A Program of the U.S. DOE	
Light Output (Lumens)	6809
Watts	84.46
Lumens per Watt (Efficacy)	80.62
Color Accuracy Color Rendering Index (CRI) 83	
Light Color Correlated Color Temperature (CCT) 4162 (Bright White)	
	
<small>All results are according to IESNA LM-79-2008: Approved Method for the Electrical and Photometric Testing of Solid-State Lighting. The U.S. Department of Energy (DOE) verifies product test data and results.</small>	
<small>Visit www.lightingfacts.com for the Label Reference Guide.</small>	
<small>Registration Number: PR8P-Z77RBQ (5/26/2015) Model Number: LROF-4 Type: Luminaire - Decorative</small>	

LED lighting facts® A Program of the U.S. DOE	
Light Output (Lumens)	6240
Watts	87.7
Lumens per Watt (Efficacy)	71.15
Color Accuracy Color Rendering Index (CRI) 83	
Light Color Correlated Color Temperature (CCT) 4173 (Bright White)	
	
<small>All results are according to IESNA LM-79-2008: Approved Method for the Electrical and Photometric Testing of Solid-State Lighting. The U.S. Department of Energy (DOE) verifies product test data and results.</small>	
<small>Visit www.lightingfacts.com for the Label Reference Guide.</small>	
<small>Registration Number: PR8P-HE7H7N (5/26/2015) Model Number: LROF-5 Type: Luminaire - Decorative</small>	

LED lighting facts® A Program of the U.S. DOE	
Light Output (Lumens)	8426
Watts	113.2
Lumens per Watt (Efficacy)	74.43
Color Accuracy Color Rendering Index (CRI) 84	
Light Color Correlated Color Temperature (CCT) 4209 (Bright White)	
	
<small>All results are according to IESNA LM-79-2008: Approved Method for the Electrical and Photometric Testing of Solid-State Lighting. The U.S. Department of Energy (DOE) verifies product test data and results.</small>	
<small>Visit www.lightingfacts.com for the Label Reference Guide.</small>	
<small>Registration Number: PR8P-YJSZEL (5/26/2015) Model Number: LROF-6 Type: Luminaire - Decorative</small>	